



7272 SERIES

A behemoth by any standard

CUDA CLEANING SYSTEMS | FRONT-LOAD AUTOMATIC AQUEOUS PARTS WASHER

7248 SERIES




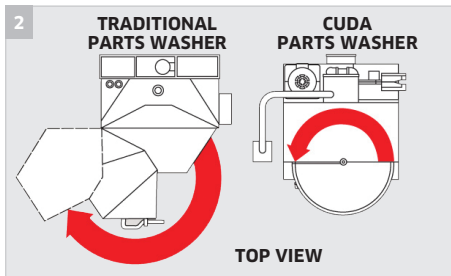
Approx. scale to
7272 model

A behemoth by any standard

The Cuda Model 7272 is a heavy-duty cleaning beast, ideal for engine rebuilders, transmission rebuilders, oil field tool rental companies, and anyone conducting heavy-duty cleaning on a daily basis. With a 5000 pound weight capacity, a 15 hp pump motor, and 27 kW of heating elements, this machine is made to withstand the rigors of heavy-duty cleaning operations. The Cuda Model 7272 cleans better, is easier to use, and is simpler to maintain than any other parts washer on the market. Guaranteed.

Aqueous parts washers clean faster and better without using harmful solvents!

Cuda automatic parts washers provide a safe and efficient solution to cleaning parts because they don't use harmful cleaning solvents to clean. Our automatic parts washers also provide a time-saving, easy parts cleaning solution for your staff allowing them to simultaneously clean parts while performing other tasks.



1 Efficient Separation

- Built-in oil skimmer (standard all models) and optional oil drain container removes & collects oil from cleaning solution in sump.

2 Compact Footprint

- Space saving roll-in door allows easy access to the wash chamber.
- Reduces footprint over other traditional parts washers.
- Roll-in door prevents wash solution from dripping on the shop floor.

3 Customize and Accessorize

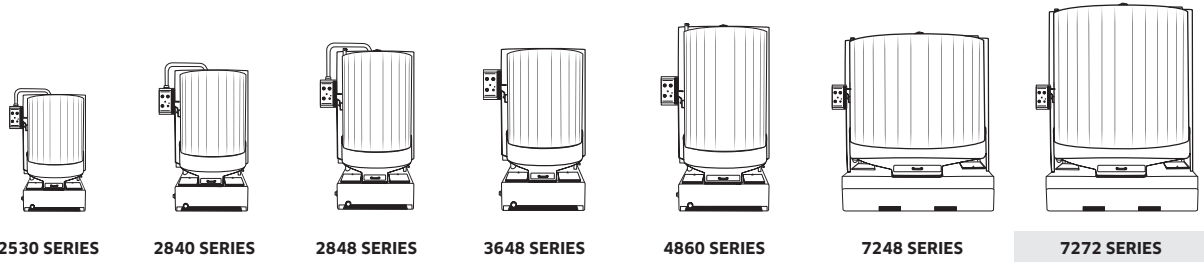
- Customize your parts washer to your specific needs, like with this containment ring, so washing becomes the easiest part of the work day.

4 Detergents Engineered for Aqueous Parts Washers

- Cuda detergents contain advanced formulas engineered specifically for use in aqueous parts washers and their specialized needs. Our advanced formulas include an exclusive multi-metal corrosion inhibitor for rust-protection.

TECHNICAL DATA AND EQUIPMENT

Front-Load Series Comparison



Features

- = Vertical / Seal-less Pump: 15 HP / 200 GPM / 50 PSI
- = 5,000 Lbs. Load Capacity, determined with even weight distribution
- = 250 Gal. Sump Capacity
- = (3) 9 kW Heaters
- = Automatic Oil Skimmer
- = Low Water Shutdown
- = Roll-In Door
- = Push Button Table Jog
- = Rear Forklift Extension Pockets protect electrical equipment
- = Stainless Steel Sump Access Door
- = Machine: 100"L x 90"W x 124"H

Technical data

Model	Part No.	Working Height	Turntable Diameter	Volt/PH	Total Amps	Ship Wt (lbs)
Standard Models						
7272	1.043-523.0	72"	72"	460/3	45	4500

NOTE: Standard 7248 series ships shrink wrapped on a flatbed and require the contact name and telephone number of the recipient. Does not qualify for the free freight program. Allow additional transit time.

Optional Accessories

Part No.	Description	Part No.	Description
8.749-394.0	Automatic Water Fill	8.923-103.0	72" Containment Ring
9.802-283.0	Hour Meter	8.757-650.0	Premium Detail and Power Brush
8.725-267.0	Heater Timer, 24 hour 7 day	8.921-972.0	2 Stage Filtration
8.725-268.0	Heater & Skimmer Timer, 24 hour 7 day	8.923-102.0	Filtration & Sump Sweep, 2 Stage
8.731-254.0	Small Parts Basket - Light Duty (8" x 8" x 4")	8.916-283.0	Middle Spray Manifold, Detachable
8.753-825.0	Medium Parts Basket - Light Duty (16" x 12" x 6")	8.924-191.0	60 Mesh Insert for Debris Screen Tray
8.753-826.0	Large Parts Basket - Medium Duty (18" x 16" x 8")	8.704-105.0	Cuda Vac 110
8.924-172.0	Oil Drain Container		

Contact us for more information:

Cuda Canada

#701, 12835 Lilley Drive Maple
Ridge, BC V2W 0G1

For sales and technical support
call: 866-666-CUDA (2832)

www.cudacanada.ca