



7248 SERIES

A behemoth by any standard

CUDA CLEANING SYSTEMS | FRONT-LOAD AUTOMATIC AQUEOUS PARTS WASHER

7248 SERIES


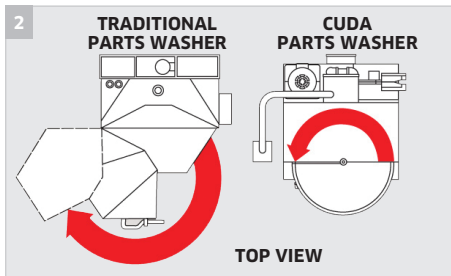


A behemoth by any standard

Cuda's 7248 features a large 72-inch turntable diameter, allowing users to clean a wide range of industrial components. Its working height stands at 48-inches, and it boasts a load capacity of 5000 lbs. The 7248 series is equipped with a 7.5 HP vertical seal-less pump producing 160 GPM at 45 PSI, and has a 200-gallon sump capacity. A variety of industries can benefit from a 72-inch diameter parts washer including oil and gas, heavy equipment industry (CAT), railroads, and large manufacturing.

Aqueous parts washers clean faster and better without using harmful solvents!

Cuda automatic parts washers provide a safe and efficient solution to cleaning parts because they don't use harmful cleaning solvents to clean. Our automatic parts washers also provide a time-saving, easy parts cleaning solution for your staff allowing them to simultaneously clean parts while performing other tasks.



1 Efficient Separation

- Built-in oil skimmer (standard all models) and optional oil drain container removes & collects oil from cleaning solution in sump.

2 Compact Footprint

- Space saving roll-in door allows easy access to the wash chamber.
- Reduces footprint over other traditional parts washers.
- Roll-in door prevents wash solution from dripping on the shop floor.

3 Customize and Accessorize

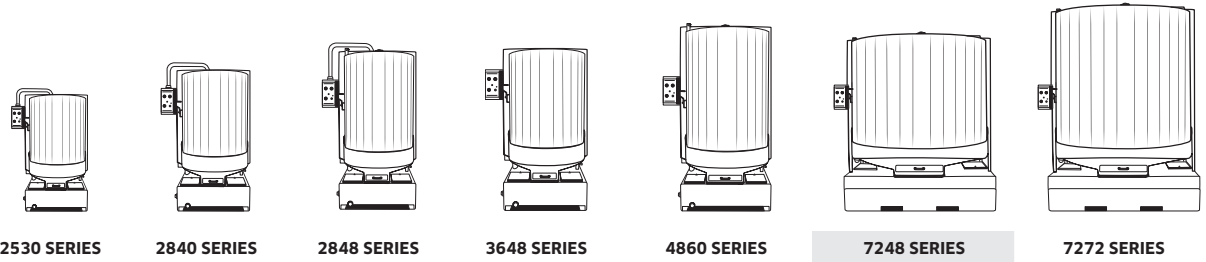
- Customize your parts washer to your specific needs, like with this containment ring, so washing becomes the easiest part of the work day.

4 Detergents Engineered for Aqueous Parts Washers

- Cuda detergents contain advanced formulas engineered specifically for use in aqueous parts washers and their specialized needs. Our advanced formulas include an exclusive multi-metal corrosion inhibitor for rust-protection.

TECHNICAL DATA AND EQUIPMENT

Front-Load Series Comparison



Features

- = Vertical / Seal-less Pump: 7.5 HP / 160 GPM / 45 PSI
- = 5,000 Lbs. Load Capacity, determined with even weight distribution
- = 200 Gal. Sump Capacity
- = (2) 9 kW Heaters
- = Automatic Oil Skimmer
- = Low Water Shutdown
- = Roll-In Door
- = Push Button Table Jog
- = Rear Forklift Extension Pockets protect electrical equipment
- = Stainless Steel Sump Access Door
- = Machine: 100"L x 85"W x 100"H

Technical data

Model	Part No.	Working Height	Turntable Diameter	Volt/PH	Total Amps	Ship Wt (lbs)
Standard Models						
7248	1.043-516.0	48"	72"	230/3	58	3200
7248	1.043-517.0	48"	72"	460/3	32	3200
7248	1.043-518.0	48"	72"	575/3	26	3200

NOTE: Standard 7248 series ships shrink wrapped on a flatbed and require the contact name and telephone number of the recipient. Does not qualify for the free freight program. Allow additional transit time.

Optional Accessories

Part No.	Description	Part No.	Description
8.749-394.0	Automatic Water Fill	8.725-267.0	Heater Timer 24 hour 7 day
8.923-103.0	72" Containment Ring	8.725-268.0	Heater Timer & Skimmer 24 hour 7 day
8.921-972.0	2 Stage Filtration	9.802-283.0	Hour Meter
8.923-102.0	Filtration & Sump Sweep	8.731-254.0	Light Duty Small Parts Basket (8" x 8" x 4")
8.924-172.0	Oil Drain Container	8.753-825.0	Light Duty Medium Parts Basket (16" x 12" x 6")
8.924-191.0	60 Mesh Insert for Debris Screen Tray	8.753-826.0	Medium Duty Large Parts Basket (18" x 16" x 8")
8.941-104.0	Middle Spray Arm, Detachable	8.723-214.0	Gray Spray Paint (cannot ship air)

Contact us for more information:

Cuda Canada

#701-12835 Lilley Drive
Maple Ridge BC V2W1C6

For sales and technical support
call: 866-666-2832

www.cudacanada.ca