



2530 SERIES

A mighty mini that is practically effortless

CUDA CLEANING SYSTEMS | FRONT-LOAD AUTOMATIC AQUEOUS PARTS WASHER

2530 SERIES

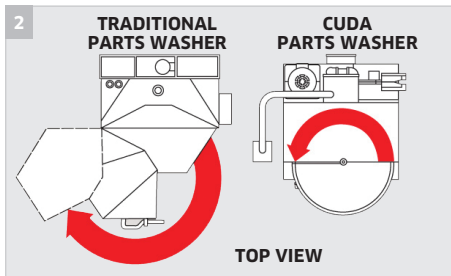


A mighty mini that is practically effortless

The Cuda 2530 is the smallest in the front-load automatic parts washer models and is more compact than many solvent tanks. Featuring a turntable diameter of 25-inches, working height of 30-inches, and load capacity of 500 lbs. The 2530 Series is equipped with a 3 HP vertical seal-less pump producing 50 GPM at 45 PSI. The Cuda 2530 front load aqueous parts washer is used in many applications from trucking and automotive to amusement parks and ski areas.

Aqueous parts washers clean faster and better without using harmful solvents!

Cuda automatic parts washers provide a safe and efficient solution to cleaning parts because they don't use harmful cleaning solvents to clean. Our automatic parts washers also provide a time-saving, easy parts cleaning solution for your staff allowing them to simultaneously clean parts while performing other tasks.



1 Double the Potential

- Optional two-tier turntable adds second level parts containment for greater parts washing capacity.

2 Compact Footprint

- Space saving roll-in door allows easy access to the wash chamber.
- Reduces footprint over other traditional parts washers.
- Roll-in door prevents wash solution from dripping on the shop floor.

3 Customize and Accessorize

- Customize your parts washer to your specific needs, like with this deluxe kit, so washing becomes the easiest part of the work day.

4 Detergents Engineered for Aqueous Parts Washers

- Cuda detergents contain advanced formulas engineered specifically for use in aqueous parts washers and their specialized needs. Our advanced formulas include an exclusive multi-metal corrosion inhibitor for rust-protection.

TECHNICAL DATA AND EQUIPMENT


Front-Load Series Comparison




2530 SERIES




2840 SERIES



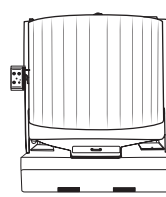
2848 SERIES



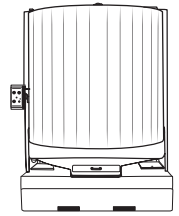
3648 SERIES



4860 SERIES



7248 SERIES



7272 SERIES

Features

- = Vertical / Seal-less Pump: 3 HP / 50 GPM / 45 PSI
- = 500 Lbs. Load Capacity, determined with even weight distribution
- = 40 Gal. Sump Capacity
- = 6 kW Heater
- = Automatic Oil Skimmer
- = Low Water Shutdown
- = Machine: 48"L x 45"W x 74"H
- = Shipping: 66"L x 57"W x 79"H

Technical data

Model	Part No.	Working Height	Turntable Diameter	Volt/PH	Total Amps	Ship Wt (lbs)
Standard Models						
2530	1.043-372.0	30"	25"	230/1	38	985
2530	1.043-368.0	30"	25"	208/1	42	985
2530	1.043-365.0	30"	25"	230/3	23	985
2530	1.043-369.0	30"	25"	208/3	25	985
2530	1.043-366.0	30"	25"	460/3	11	985
2530	1.043-367.0	30"	25"	575/3	9	985
Stainless Steel Models						
2530	1.043-491.0	30"	25"	230/1	38	985
2530	1.043-489.0	30"	25"	208/1	42	985
2530	1.043-486.0	30"	25"	230/3	23	985
2530	1.043-490.0	30"	25"	208/3	25	985
2530	1.043-487.0	30"	25"	460/3	11	985
2530	1.043-488.0	30"	25"	575/3	9	985

NOTE: All stainless steel models come with standard cast pump. All wetted surfaces are stainless steel.

Standard Accessories

Part No.	Description
8.914-906.0	Preferred Options Package - Contains Parts Tree, Small Parts Basket, Containment Ring, Oil-Drain Container

Optional Accessories

Part No.	Description	Part No.	Description
8.915-113.0	Automatic Water Fill	8.915-143.0	60 Mesh Insert for Debris Screen Tray
8.731-256.0	25" Containment Ring	8.915-120.0	Two-Tier Turntable •
8.915-145.0	Filtration	8.922-951.0	Stainless Steel Handle Kit, assembled
8.915-144.0	Filtration & Sump Sweep	8.924-172.0	Oil Drain Container
8.915-124.0	4 Hook Parts Tree	9.802-283.0	Hour Meter
8.725-267.0	Heater Timer, 24 hour 7 day	8.731-254.0	Light Duty Small Parts Basket (8" x 8" x 4")
8.725-268.0	Heater & Skimmer Timer, 24 hour 7 day	8.753-825.0	Light Duty Medium Parts Basket (16" x 12" x 6")
8.901-881.0	Deluxe Kit: Detail and Power Brush with Side Sink and Side Sump	8.723-214.0	Gray Spray Paint (cannot ship air)

• Requires Light Duty Small Parts Basket and Containment Ring sold separately, not for height extended machines

Stainless Optional Accessories

Part No.	Description	Part No.	Description
	Stainless Two-Tier Turntable		Stainless Pump Motor
	Stainless Parts Tree		Stainless Oil Bucket
	Stainless Containment Ring		Stainless Steel Handle Kit, assembled

Note: Stainless filtration - please call 1-844-394-4412 for more information.

Contact us for more information:

Cuda Canada

#701-12835 Lilley Drive
Maple Ridge, BC, V2W1C6

For sales and technical support
call: 866-666-2832

www.cudacanada.ca