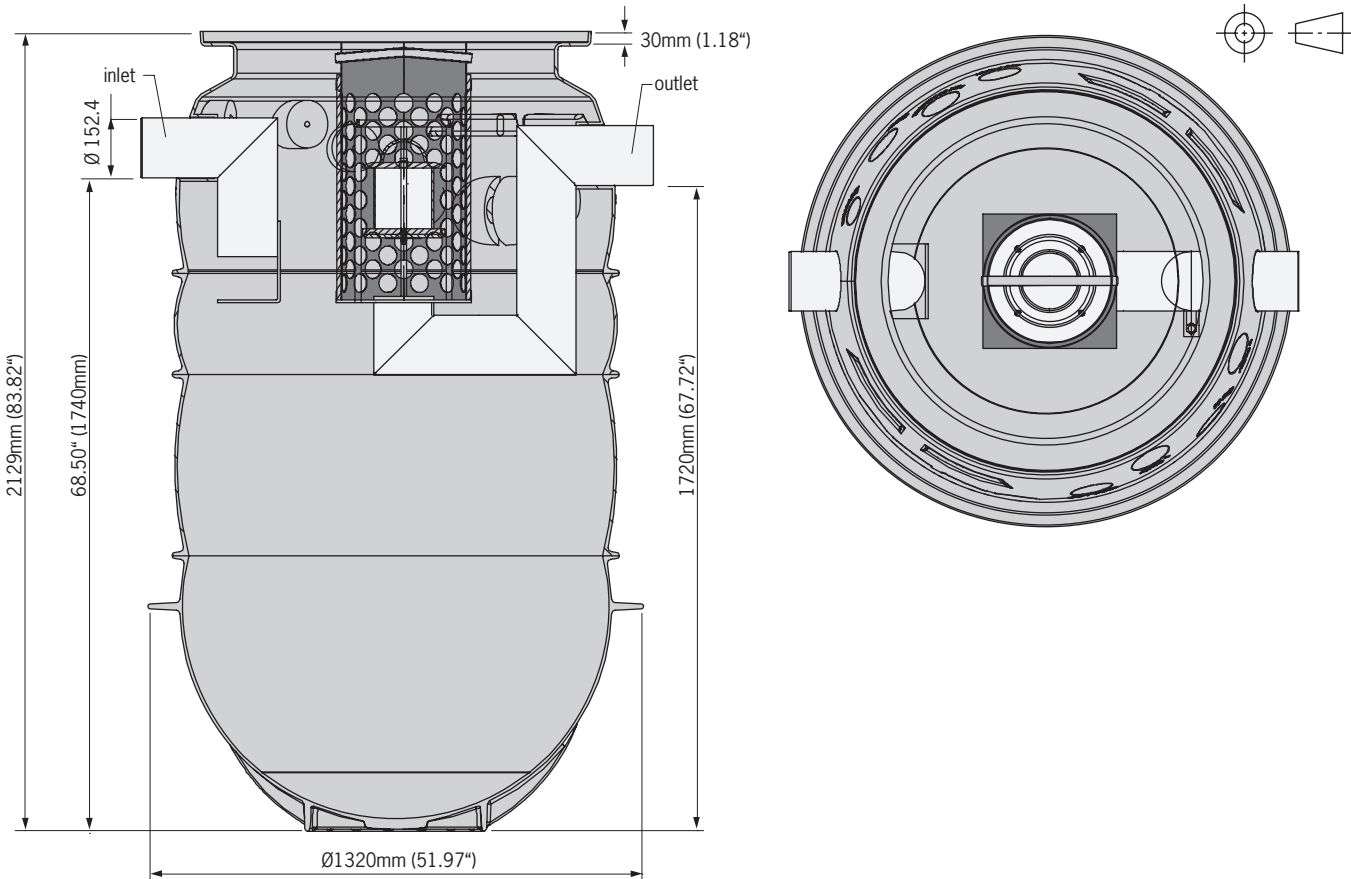


NS6/1210 OLEOPATOR P - MDPE vertical body oil-water separator

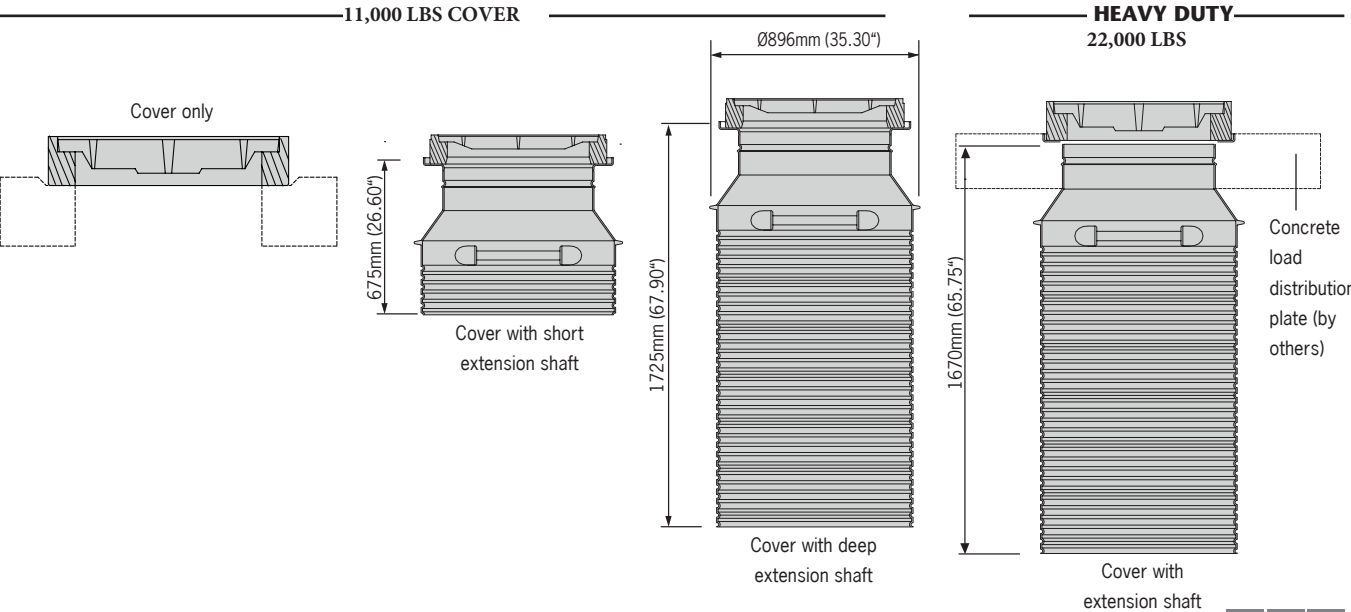
Separator body



Model number	Maximum flow* L/s (gpm)	Volume solids trap L (gal)	Volume oil storage L (gal)	Total capacity L (gal)	Weight kg (lbs)	Part No.
NS6/1210	6 (95)	1210 (320)	235 (62)	1525 (404)	100.8 (222.2)	3916.80.00

* Maximum flow indicated is for optimum performance - under 5mg/L hydrocarbons in effluent; higher flows can run through separator

Extension shafts & covers

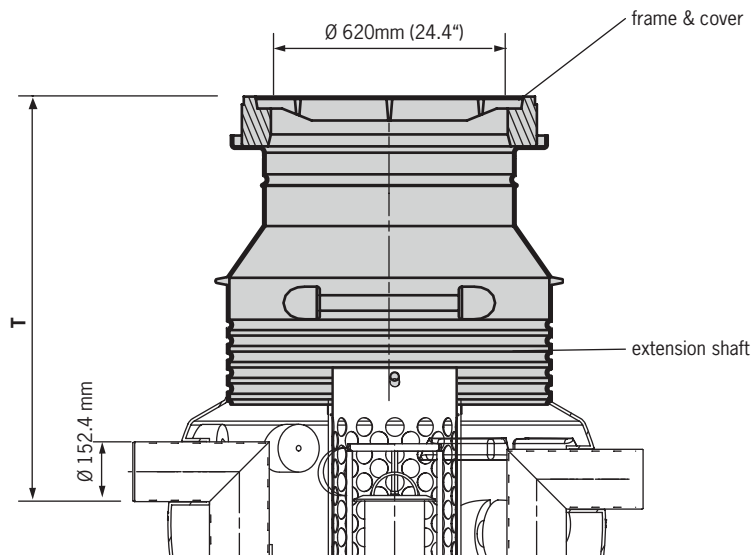


ACO Specification Information

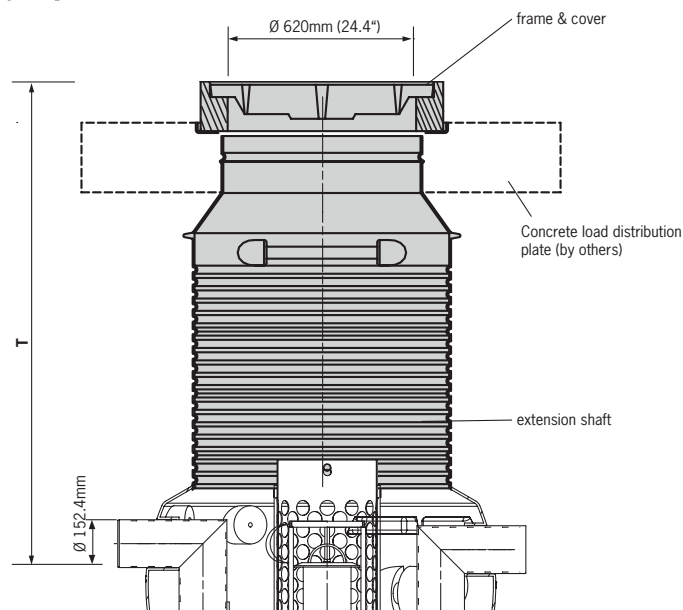
ACO ENVIRONMENT

NS6/1210 OLEOPATOR P - MDPE vertical body oil-water separator

11,000 LBS Top



	T mm (inches)	Weight lbs	Part No.
Cover only	605 (23.8)	244 (538.0)	418969
Cover & short extension shaft	920-1040 (36.2-41.0)	92 (202.8)	418970
Cover & deep extension shaft	920-2082 (36.2 - 82)	111 (244.7)	418971

Heavy Duty Top
22,000 LBS

	T mm (inches)	Weight kg (lbs)	Part No.
Cover & extension shaft	900-2032 (35.4 - 80)	196 (432.0)	418972

NOTE: 1500mm (59in) diameter x 200mm (8in) thick concrete load distribution plate by others

Specifications

General

The oil water separator shall be **ACO Oleopator P NS6/1210** complete with ductile iron cover as manufactured by ACO Systems, Ltd.

Materials

The separator body shall be manufactured from medium density polyethylene (MDPE) and have minimum properties as follows:
 Tensile impact strength: 319 kJ/m² (152 ft-lb/in²)
 Tensile strength, ultimate: 23,994 kpa (3,480 psi)
 Water absorption 0.01%
 Frost proof, salt proof and fuels and oils resistant

The oil separator shall be equipped with a coalescing unit and automatic shut-off valve for situations when maximum oil capacity is reached. Minimum oil storage capacity shall be 235 Liters (62 gal); minimum suspended solids storage capacity shall be 1210 Liters (320 gal). Separator shall be resistant to uplift forces from underground water up to finished grade water table level. The oil separator should not require a concrete surround.

Performance

The effluent water should contain maximum 5mg/L (5ppm) for maximum designed flow. Independent performance testing should be available on request.

Cover

Cover shall be manufactured from ductile iron to ASTM A 536-84 – Grade 65-45-12 and have a minimum inside opening diameter of 600mm (24in). The cover should be marked 'Separator' on the top. The cover shall be capable of withstanding pedestrian / heavy vehicle traffic*.

Distance from finished grade to inlet pipe invert (T) shall be . . . mm (. . . in). (see tables for values).

Accessories (not included)

The separator shall be equipped with high liquid level alarm / maximum oil capacity alarm / maximum suspended solids capacity alarm** systems.

Installation

Separator shall be installed in strict accordance with the manufacturer's installation instructions and recommendations.

* Choose one / ** Choose none, one or more

SRS Environnement Inc
 377 rue Dupuy
 Quebec, Qc G1L 1P2
 418-831-8808
 srsenv.com
 info@srsenv.com

SRS ENVIRONNEMENT SPECIAL COVER 32,000 LIVRES	T mm (inches)	Part no.
COUVERT HD COMPOSITE	383 (15,8)	515105
COUVERT HD COMPOSITE + MÉTAL	432-645 (17-25,5)	515115
COUVERT HD COMPOSITE RALLONGE COURTE + MÉTAL	660-1168 (25-46)	515120
COUVERT HD COMPOSITE RALLONGE MOYENNE + MÉTAL	660-1544 (26-60,8)	515125
COUVERT HD COMPOSITE RALLONGE LONGUE + MÉTAL	660-2209 (26-87)	515145

© September 2018, ACO Systems, Ltd. This information is believed to be accurate but it is not guaranteed to be so. We cannot assume liability for results that buyer obtains with our product since conditions of use are beyond the control of the company. It is the customer's responsibility to evaluate suitability and safety of product for his own use. ACO Systems, Ltd. reserves the right to change the product and specifications without notice.

Re-order # CEL012